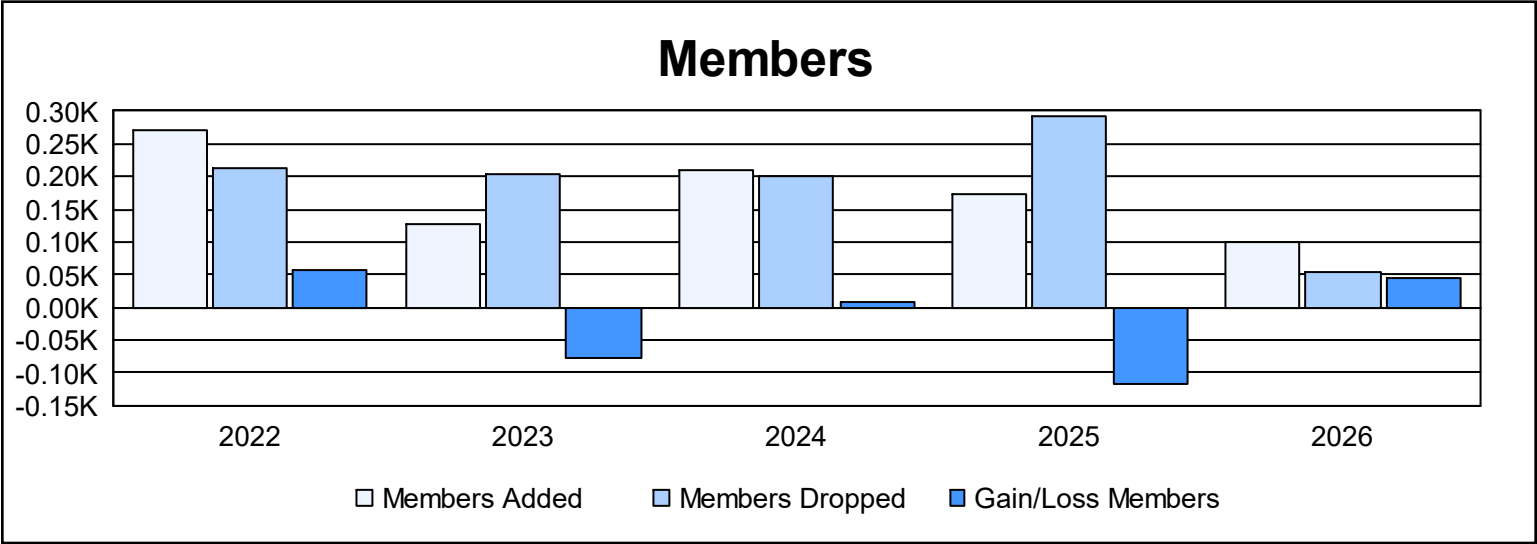
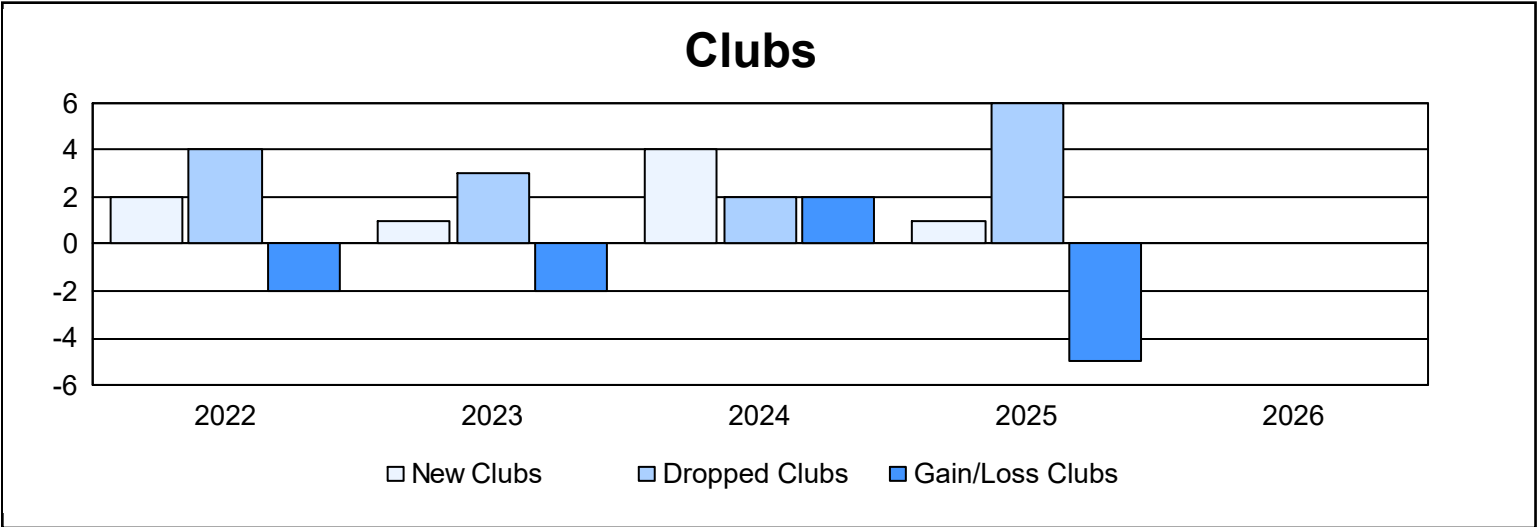
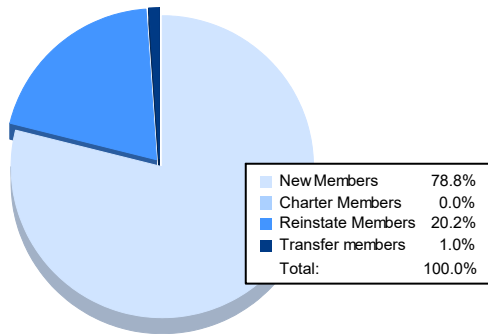


| Year | New Clubs | Dropped Clubs | Gain/ Loss Clubs | New Members | Charter Members | Reinstate Members | Transfer Members | Total Member Added | Total Members Dropped | Gain/ Loss Members |
|-----------|-----------|---------------|------------------|-------------|-----------------|-------------------|------------------|--------------------|-----------------------|--------------------|
| 2021-2022 | 2 | 4 | -2 | 157 | 82 | 23 | 8 | 270 | 213 | 57 |
| 2022-2023 | 1 | 3 | -2 | 98 | 23 | 3 | 3 | 127 | 204 | -77 |
| 2023-2024 | 4 | 2 | 2 | 90 | 99 | 11 | 11 | 211 | 202 | 9 |
| 2024-2025 | 1 | 6 | -5 | 84 | 27 | 55 | 7 | 173 | 291 | -118 |
| 2025-2026 | 0 | 0 | 0 | 78 | 0 | 20 | 1 | 99 | 55 | 44 |
| Average | 2 | 3 | -1 | 101 | 46 | 22 | 6 | 176 | 193 | -17 |



Membership Composition January 2026 Cumulative



Gender Composition January 2026 Cumulative

